

ProCash SWIFT Global Payments Innovation (GPI)

Table of Contents

1.	SWIFT GPI	2
1.1	Single Payment	3
1.2	Bulk payment	6
1.3	MT101 Incoming Status	9
1.4	Transaction Query	12
1.5	Account Summary	15
1.6	Account Statement Download	18
1.7	SWIFT GPI – Track Transaction	20
1.8	SWIFT GPI Transaction Status Report	24

1. SWIFT GPI

This guide provides you with an explanation about how to track/monitor your payment status on real-time basis. This guide provides you with a detailed explanation about how to perform, to register any biller authorize or reject Bulk Payment transfers in ProCash. You will also find some extra information about useful features like transactions summary page or quick links will be described. This Guide will detail the registration processes for all billers available in ProCash.

For more information about ProCash modules or other payment types, please refer to their respective guides.

Additionally, the applicable payment types that can be tracked/monitored are:

- External Funds Transfer – Domestic
- External Funds Transfer – International
- Corporate Salary Transfer (CST)
- Central Bank Fund Transfer (CBFT)
- MT101 Incoming Payments

In this guide you will also get to know how to access the SWIFT GPI details, which can be checked from any of the following screens:

- Account Summary
- Account Statement
- Single/Bulk Payments
- MT101 Incoming Status
- Transaction Query
- SWIFT GPI
- External Fund Transfers
- Central Bank Fund Transfers
- MT101 Incoming Payments

1.1 Single Payment

To view the transaction status in SinglePayment module, you must follow the below steps (image 1):

- i) Select "Payments" tab on the left panel
- ii) Select "Single Payment" option under Transactions
- iii) Select "Authorized List" option

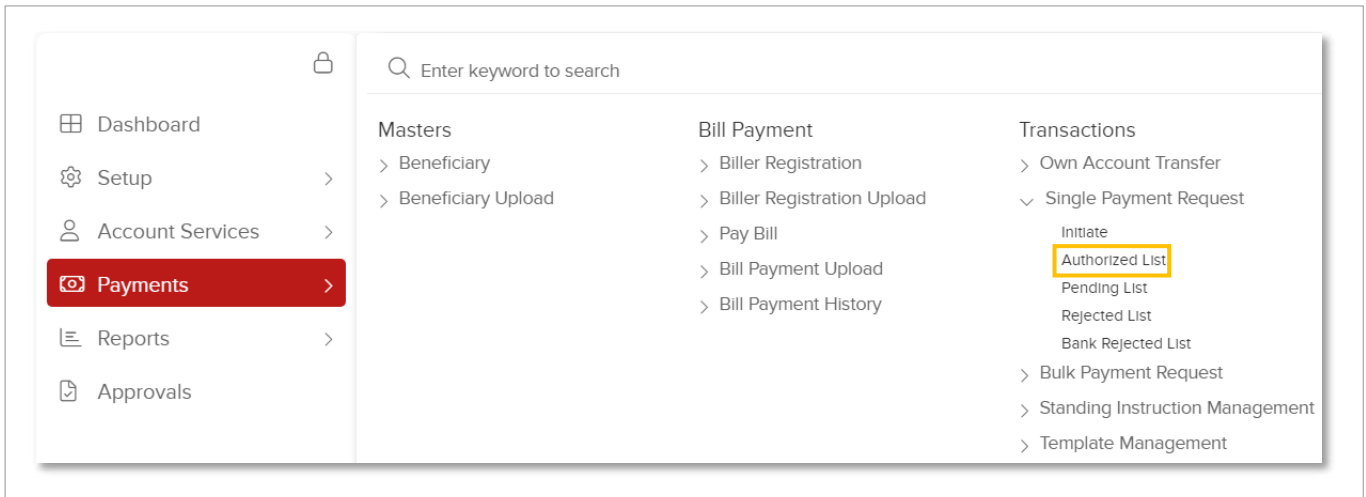


Image 1 – Single Payment | Authorized List option

After landing on the authorized list page, you will see a "Globe" icon under the Actions columns. This icon will be enabled for all the processed transactions and is applicable for the payment types mentioned in the previous chapter that fall under SWIFT (image 2).

it Amount	Payable Currency	Payable Amount	Payment Method	Channel	Status	Actions
30.00	PHP	467.80	External Fund Transfers - F...	WEB	Processed	⊞ 🌐
30.00	PHP	467.80	External Fund Transfers - F...	WEB	Processed	⊞ 🌐
30.00	PHP	467.80	External Fund Transfers - F...	WEB	Processed	⊞ 🌐
35.00	PHP	549.36	External Fund Transfers - F...	WEB	Processed	⊞ 🌐
35.00	PHP	549.36	External Fund Transfers - F...	WEB	Processed	⊞ 🌐
35.00	PHP	549.36	External Fund Transfers - F...	WEB	Processed	⊞ 🌐
1.34	INR	30.00	External Fund Transfers - F...	WEB	Processed	⊞ 🌐
0.76	AUD	0.30	External Fund Transfers - F...	WEB	Processed	⊞ 🌐

Image 2 – Single Payment | Authorized List page

A transaction tracker will appear, which will allow you to monitor where the transaction is and its respective details. For EFI and CST transactions, a download link is available on the top right corner of the screen, which will allow you to download Swift Advice for the respective transaction (images 3 and 4).

Transaction Progress Tracker

Latest Status: **Completed**

Debited Amount: **AED 30.00**

Charge Type: **BEN**

Credited Amount: **PHP 455.33**

18aC UETR 5d0
Total Duration (days:hh:mm)
8days 9hours 56mins

VIEW TRANSACTION DETAILS

Originator → Originator Bank → Correspondent Bank 1 → Receiver Bank → Receiver

11/07/2024 09:43:24 11/07/2024 09:43:24 11/07/2024 09:43:24 11/07/2024 09:43:26 11/07/2024 09:43:26

INTERNET BANKING PROJECT DUMMY AC2
Debit Account 31 02

ABU DHABI COMMERCIAL BANK
ABU DHABI, UNITED ARAB EMIRATES

BDO UNIBANK, INC.
CITY OF MAKATI, PHILIPPINES

BDO UNIBANK, INC.
PHILIPPINES

Noel
Beneficiary Account 00 29

DISCLAIMER
While majority of the Banks are on the Swift platform, not all have subscribed to the GPI service offered by Swift and hence providing a credit confirmation is not mandatory to the banks. Additionally, credit confirmations will not be available if and when the transfer falls within the domestic rails.

Image 3 – Single Payment | Transaction Progress Tracker

بنك أبوظبي التجاري
ADCB

-----Message Header-----
[1:F21ADCBAAAXXK1869159920] [4:(177:2407110943) [451:0]] [1:F01ADCBAAAXXK1869159920] [2:1103BNORPHM M000000]]
-----Message Text-----

20 : Senders Reference
S01 :641

23B : Bank operation Code
CRED

32A : Value Date/Currency/Interbank Settled Amount
Date :240712
Currency :PHP
Amount :#455.33#

33B : Currency/Instructed Amount
Currency :AED
Amount :#30#

36 : Exchange Rate
0,06413

50K : Ordering Customer - Name & Address
/AE16 002
INTERNET BANKING PROJECT DUMMY AC2
PO Box 425252 DUBAI BUSINESS BAY D
UBAI UNITED ARAB EMIRATES

57A : Account With Institution - BIC
BNORPHM00XX

59 : Beneficiary Customer - Name & Address
/00 29
NOEL B VENTANILLA
MANILA
/PH/MANILA

70 : Remittance Information
SBI 24

71A : Details of Charges
BEN

71F : Sender's Charges
Currency :AED
Amount :#0.0#

72 : Sender to Receiver Information
/ACC/BNP BANCO DE ORO UNIBANK INC.

77B : Regulatory Reporting
/ORDERRES/AE//TOP/Funds Trf. - Indi
//vidual/Juridical

-----Message Trailer-----
{5:[MAC:00000000] [CHR:7DAB05B008ED]}

Image 4 – Single Payment | SWIFT Advice

After selecting "View Transaction details", you will be redirected to the SWIFT GPI page, which will fetch the details pertaining to the transaction available in the GPI (image 5).

Customer Account Number 317: 32	External Account Number 00 9	Ordering Customer Account Number 317 02
Remitter Account Title INTE AC2	Beneficiary Name Noel	Beneficiary Address1 Manila
Beneficiary Address2 /PH/Manila	UIETR / UAEFTS No 18a0 b5d0	Bank Reference Number 35 41
Corporate Reference Number SAN J24	ProCash Batch Number 01 59	Payment Type EFI
Transfer Amount 455.33	Transfer Currency PHP	Beneficiary Amount Credited 455.33
Beneficiary Credit Currency PHP	Exchange Rate 0.0641	Transaction Type (Cr/Dr) DEBIT
Transaction Status Completed	Transaction Status Reason -	Transaction Failure Remarks -
Transaction Date 11/07/2024	Value Date 12/07/2024	Transaction Initiation Date Time 11/07/2024 09:43:24
Transaction Processed Date Time 11/07/2024 09:43:26	Last Status Update Date Time 19/07/2024 23:42:30	Transaction Credit Date Time 19/07/2024 19:40:00
Total Duration of the Transaction 8days 9hours 56mins	Remitting Bank Name ABU DHABI COMMERCIAL BANK	Remitting Bank City ABU DHABI
Remitting Bank Country UNITED ARAB EMIRATES	Remitting Bank BIC ADX XX	Intermediary Bank Name -
Intermediary Bank City -	Intermediary Bank Country -	Intermediary Bank BIC -
Correspondent Bank Name BDO UNIBANK, INC.	Correspondent Bank City CITY OF MAKATI	Correspondent Bank Country PHILIPPINES
Correspondent Bank BIC BN IM	Beneficiary Bank Name BDO UNIBANK, INC.	Beneficiary Bank City CITY OF MAKATI
Beneficiary Bank Country PHILIPPINES	Beneficiary Bank BIC BNK IX	Charge Bearer/Charge Type BEN
Fund Transfer Fees 0.8	Correspondent Bank Charges -	Total Charges Collected -

Image 5 – Single Payment | Transaction Details

1.2. Bulk Payment

To view the transaction status in Bulk Payment module, you must follow the below steps (image 6):

- i) Select "Payments" tab on the left panel
- ii) Select "Bulk Payment" option under Transactions
- iii) Select "Authorized List" option

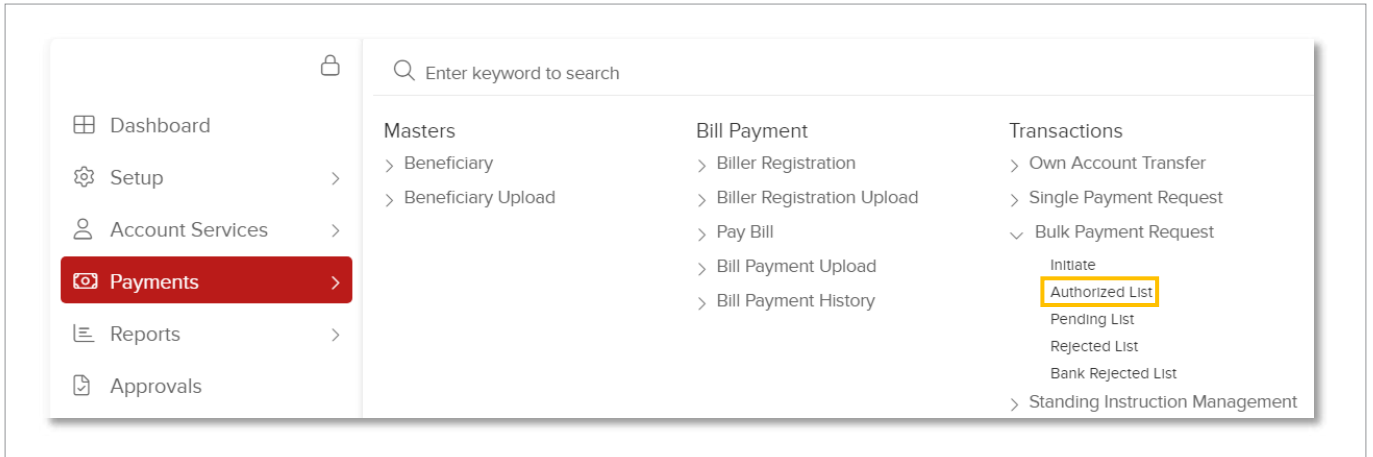


Image 6 – Bulk Payment | Authorized List option

After landing on the page below, click on the "Three strips" icon under the Actions column (image 7), and it will direct you to the batch.

Authorized List								Enter keyword to search		🔍	📄	⌵
ProCash Batch Number	Batch Reference Number	Payment File Name	Transaction Date	Payable Amount (AED)	Char	Actions						
01	580	12	31	Oct1.xlsx	12-Oct-2024	2.00	WEB	☰				
01	358	12	31	Oct.xlsx	12-Oct-2024	17.95	WEB	☰				
01	593	TE	N 1	31	ST WYN 1.xl...	455.78	WEB	☰	🔍			
01	597	CI	p	31	222Sep.xlsx	0.20	WEB	☰				
01	511	CI	p1	31	222Sep1.xlsx	0.20	WEB	☰				
01	390	8E		31	065.xls	4.10	WEB	☰				
01	389	Al	Ref	-		0.30	WEB	☰				
01	279	12		31	578.xls	4.10	WEB	☰	🔍			
01	250	2E		31	819.xls	4.10	WEB	☰	🔍			
01	483	Al	Ref	-		0.30	WEB	☰				

Rows per page: 10

Navigation: << < 1 2 3 > >>

DISCLAIMER
Bic Code will be Override.

Image 7 – Bulk Payment | Authorized List Page

On the action column, a “Globe” icon will be enabled for all the processed status transactions and is applicable for all payment types mentioned in Chapter 1 above (image 8).

Batch Details

ProCash Batch Number 011 80	Batch Reference Number 12Oct1	Transaction Date 12-Oct-2024	Transaction Count 2
Amount (AED) 2.00	Supporting Document -	Remarks For Checker -	

Authorized List (2)

Authorized List

🔍
📄
⌵

Value Date	Beneficiary Name	Beneficiary Bank	Beneficiary Account Number	Debit Currency	Debit	Actions
12-Oct-2024	INTE	Y AC2	31	AED		👁️
12-Oct-2024	Salla	ENBD	AE2101	AED		👁️ 🌐

Image 8 – Bulk Payment | Batch Details

Similarly to the previous chapter, a transaction tracker will appear, which will allow you to monitor the transaction and its respective status as below (image 9).

Transaction Progress Tracker

👁️ VIEW TRANSACTION DETAILS

Latest Status
Completed

Debited Amount
AED 1.00

Charge Type
SHA

Credited Amount
AED 1.00

UETR
103 137
Total Duration (days:hh:mm)
13mins

✔️

Originator
12/10/2024 08:24:23

✔️

Originator Bank
12/10/2024 08:24:23

⌛

Intermediary Bank 1
12/10/2024 08:24:23

✔️

Receiver Bank
12/10/2024 08:24:24

✔️

Receiver
12/10/2024 08:24:24

INTERNET BANKING PROJECT DUMMY
AC1
Debit Account
317 01

ABU DHABI COMMERCIAL BANK
ABU DHABI , UNITED ARAB EMIRATES

.

EMIRATES NBD BANK PJSC

Salla
Beneficiary Account
AE781 2101

DISCLAIMER
While majority of the Banks are on the Swift platform, not all have subscribed to the GPI service offered by Swift and hence providing a credit confirmation is not mandatory to the banks. Additionally, credit confirmations will not be available if and when the transfer falls within the domestic rails.

Image 9 – Bulk Payment | Transaction Progress Tracker

After selecting "View Transaction details", you will be redirected to the SWIFT GPI page, which will fetch the details pertaining to the transaction available in the GPI (image 10).

Customer Account Number 31 01	External Account Number AE7 2101	Ordering Customer Account Number 317 01
Remitter Account Title INTE 1Y AC1	Beneficiary Name Sa la	Beneficiary Address1 BENE ADD 13
Beneficiary Address2 -	UETR / UAEFTS No 103 437	Bank Reference Number 38 14
Corporate Reference Number sai 4	ProCash Batch Numbe 011 10	Payment Type EFD
Transfer Amount 1	Transfer Currency AED	Beneficiary Amount Credited 1
Beneficiary Credit Currency AED	Exchange Rate 1	Transaction Type (Cr/Dr) DEBIT
Transaction Status Completed	Transaction Status Reason -	Transaction Failure Remarks -
Transaction Date 12/10/2024	Value Date 12/10/2024	Transaction Initiation Date Time 12/10/2024 08:24:23
Transaction Processed Date Time 12/10/2024 08:24:24	Last Status Update Date Time 12/10/2024 08:46:02	Transaction Credit Date Time 12/10/2024 08:37:26
Total Duration of the Transaction 13mins	Remitting Bank Name ABU DHABI COMMERCIAL BANK	Remitting Bank City ABU DHABI
Remitting Bank Country UNITED ARAB EMIRATES	Remitting Bank BIC AD CX	Intermediary Bank Name -
Intermediary Bank City -	Intermediary Bank Country -	Intermediary Bank BIC -
Correspondent Bank Name -	Correspondent Bank City -	Correspondent Bank Country -
Correspondent Bank BIC -	Beneficiary Bank Name EMIRATES NBD BANK PJSC	Beneficiary Bank City -
Beneficiary Bank Country -	Beneficiary Bank BIC -	Charge Bearer/Charge Type SHA
Fund Transfer Fees 0.53	Correspondent Bank Charges 0	Total Charges Collected 0.53

Image 10 – Bulk Payment | Transaction Details

1.3. MT101 Incoming Status

To view the transaction status in the MT101 incoming status module, you must follow the below steps (image 11):

- i) Select "Payments" tab on the left panel
- ii) Select "MT101 incoming status" option under Transactions
- iii) Select "Authorized List" option

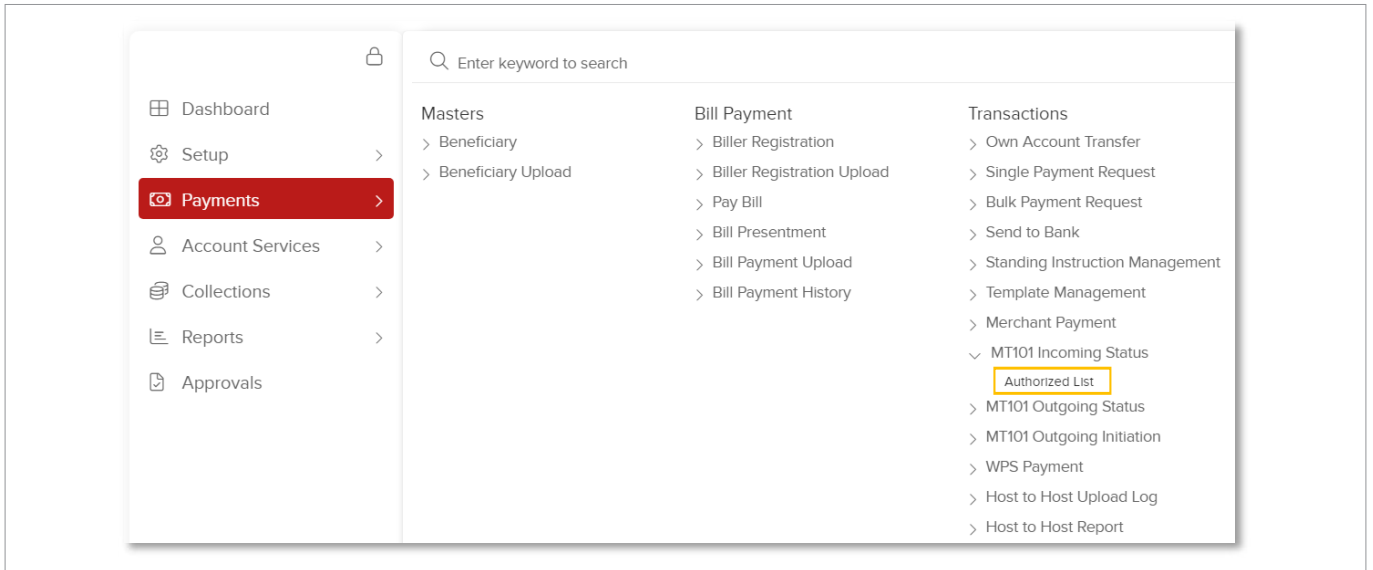


Image 11 – MT101 Incoming Status | Initiate option

Upon landing on the Authorized List, click on the "Three strips" icon under the Actions column, you will land on the respective batch details page (images 12 and 13).

Authorized List					Enter keyword to search	🔍	📄	⬇️
Transaction Date	Sender Name	Sender BIC Code		Instruction party	Actions			
22-Oct-2024	BANK OF AMERICA, N.A. HONG KONG	BO :X		MRC GLOBAL MIDDLE EAST FZ JEBEL ALI FREE ZONE S51207 JEBEL ALI 261	☰	📄	⬇️	
16-Oct-2024	BANK OF AMERICA, N.A. HONG KONG	BO :X		MRC GLOBAL MIDDLE EAST FZ JEBEL ALI FREE ZONE S51207 JEBEL ALI 261	☰	📄	⬇️	
16-Oct-2024	BANK OF AMERICA, N.A. HONG KONG	BO :X		MRC GLOBAL MIDDLE EAST FZ JEBEL ALI FREE ZONE S51207 JEBEL ALI 261	☰	📄	⬇️	
22-Oct-2024	BANK OF AMERICA, N.A. HONG KONG	BO :X		MRC GLOBAL MIDDLE EAST FZ JEBEL ALI FREE ZONE S51207 JEBEL ALI 261	☰	📄	⬇️	
22-Oct-2024	BANK OF AMERICA, N.A. HONG KONG	BO :X		MRC GLOBAL MIDDLE EAST FZ JEBEL ALI FREE ZONE S51207 JEBEL ALI 261	☰	📄	⬇️	
22-Oct-2024	BANK OF AMERICA, N.A. HONG KONG	BO :X		MRC GLOBAL MIDDLE EAST FZ JEBEL ALI FREE ZONE S51207 JEBEL ALI 261	☰	📄	⬇️	
17-Oct-2024	BANK OF AMERICA, N.A. HONG KONG	BO :X		MRC GLOBAL MIDDLE EAST FZ JEBEL ALI FREE ZONE S51207 JEBEL ALI 261	☰	📄	⬇️	
17-Oct-2024	BANK OF AMERICA, N.A. HONG KONG	BO :X		MRC GLOBAL MIDDLE EAST FZ JEBEL ALI FREE ZONE S51207 JEBEL ALI 261	☰	📄	⬇️	
22-Oct-2024	BANK OF AMERICA, N.A. HONG KONG	BO :X		MRC GLOBAL MIDDLE EAST FZ JEBEL ALI FREE ZONE S51207 JEBEL ALI 261	☰	📄	⬇️	
21-Oct-2024	BANK OF AMERICA, N.A. HONG KONG	BO :X		MRC GLOBAL MIDDLE EAST FZ JEBEL ALI FREE ZONE S51207 JEBEL ALI 261	☰	📄	⬇️	

Rows per page: 10

Page navigation: << < 1 2 3 4 5 > >>

Image 12 – MT101 Incoming Status | Authorized List

Transaction List									
<input type="text" value="Enter keyword to search"/>									
ProCash Batch Number	Value Date	Sender Name	Sender BIC Code	Debit Account Number	Benefici	Action			
012 31	16-Oct-2024	BANK OF AMERICA, N.A. HONG KONG	BO <	104! 01	BOMLAE/				

Image 13 – MT101 Incoming Status | Transaction Batch

Again, upon selection of the “Globe” icon, a screen with the transaction tracker will appear, which will allow you to monitor the transaction and its respective status as below. For EFI and CST transactions, a download link is available on the top right corner of the screen, which will allow you to download Swift Advice for the respective transaction (images 14 and 15).

<<

Transaction Progress Tracker

VIEW TRANSACTION DETAILS

Latest Status
Completed

Debited Amount
AED 30.00

Charge Type
BEN

Credited Amount
PHP 455.33

18aC UETR id0

Total Duration (days:hh:mm)
8days 9hours 56mins

✔ Originator →
✔ Originator Bank →
⊘ Correspondent Bank 1 →
✔ Receiver Bank →
✔ Receiver

11/07/2024 09:43:24 11/07/2024 09:43:24 11/07/2024 09:43:24 11/07/2024 09:43:26 11/07/2024 09:43:26

INTE

IMY

Debit Account
317 12

ABU DHABI COMMERCIAL BANK
ABU DHABI, UNITED ARAB EMIRATES

BDO UNIBANK, INC.
CITY OF MAKATI, PHILIPPINES

BDO UNIBANK, INC.
, PHILIPPINES

Noel

Beneficiary Account
00 29

DISCLAIMER
While majority of the Banks are on the Swift platform, not all have subscribed to the GPI service offered by Swift and hence providing a credit confirmation is not mandatory to the banks. Additionally, credit confirmations will not be available if and when the transfer falls within the domestic rails.

Image 14 – MT101 Incoming Status | Transaction Progress Tracker



Image 15 – MT101 Incoming Status | SWIFT Advice

After selecting “View Transaction details”, you will be redirected to the SWIFT GPI page, which will fetch the details pertaining to the transaction available in the GPI (image 16).

Customer Account Number 317 01	External Account Number AE78 101	Ordering Customer Account Number 317 01
Remitter Account Title INTE AC1	Beneficiary Name Sar	Beneficiary Address1 BENE ADD 13
Beneficiary Address2 -	UETR / UAFTS No 10: 437	Bank Reference Number 38 04
Corporate Reference Number sar 14	ProCash Batch Number 011 80	Payment Type EFD
Transfer Amount 1	Transfer Currency AED	Beneficiary Amount Credited 1
Beneficiary Credit Currency AED	Exchange Rate 1	Transaction Type (Cr/Dr) DEBIT
Transaction Status Completed	Transaction Status Reason -	Transaction Failure Remarks -
Transaction Date 12/10/2024	Value Date 12/10/2024	Transaction Initiation Date Time 12/10/2024 08:24:23
Transaction Processed Date Time 12/10/2024 08:24:24	Last Status Update Date Time 12/10/2024 08:46:02	Transaction Credit Date Time 12/10/2024 08:37:26
Total Duration of the Transaction 13mins	Remitting Bank Name ABU DHABI COMMERCIAL BANK	Remitting Bank City ABU DHABI
Remitting Bank Country UNITED ARAB EMIRATES	Remitting Bank BIC AD X	Intermediary Bank Name -
Intermediary Bank City -	Intermediary Bank Country -	Intermediary Bank BIC -
Correspondent Bank Name -	Correspondent Bank City -	Correspondent Bank Country -
Correspondent Bank BIC -	Beneficiary Bank Name EMIRATES NBD BANK PJSC	Beneficiary Bank City -
Beneficiary Bank Country -	Beneficiary Bank BIC -	Charge Bearer/Charge Type SHA
Fund Transfer Fees 0.53	Correspondent Bank Charges 0	Total Charges Collected 0.53

Image 16 – MT101 Incoming Status | Transaction Details

1.4. Transaction Query

To view the transaction status in Transaction Enquiry module, you must follow the below steps (image 17):

- i) Select "Payments" tab on the left panel
- ii) Select "Transaction Enquiry" option under Process
- iii) Select "Query" option

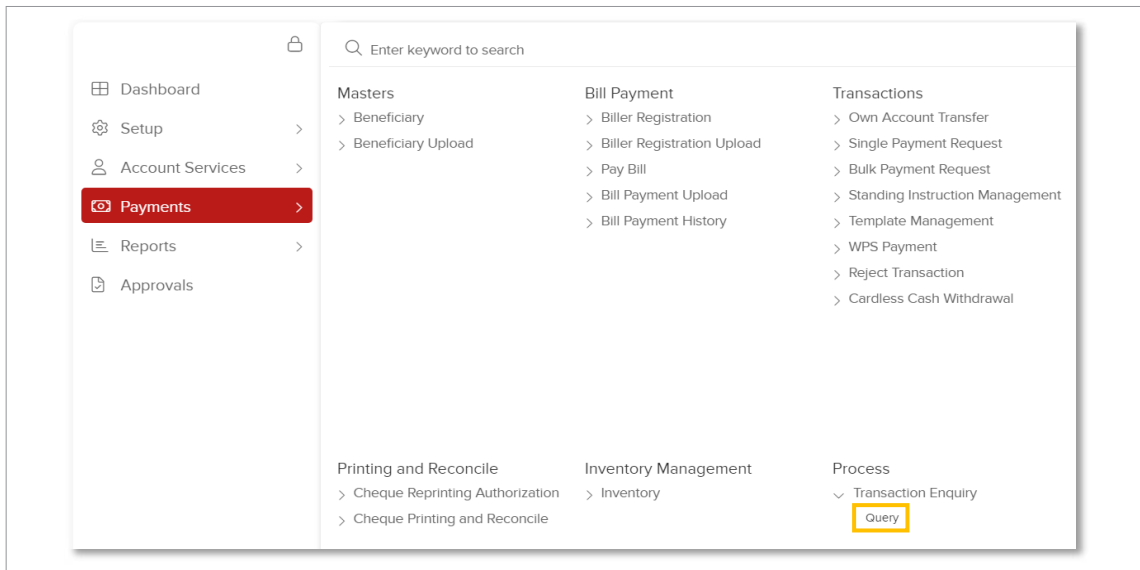


Image 17 – Transaction Query | Query option

You will land on the page below (image 18), select the module, and select at least one parameter to search for the record.

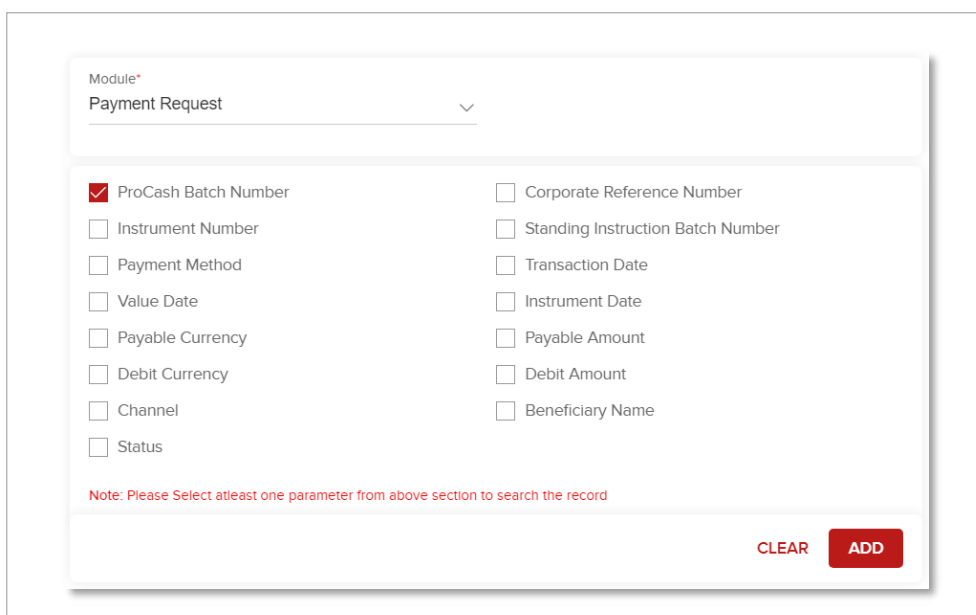


Image 18 – Transaction Query | Select Parameter

On the Actions column, a “Globe” icon will be enabled for all the processed status transactions and is applicable for all payment types mentioned in Chapter 1 above (image 19).

Searched By							CLEAR	MODIFY	^
Module Name	ProCash Batch Number								
Payment Request	01	19							
Transactions							Q	Enter keyword to search	🔍 🇲🇦 ⌵
Procash Batch Number	Payment Type	Beneficiary	Value Date	Transaction Date	Instrument Date	Actions			
011 9	External Fund Transfers - FCY	Noel	11-Jul-2024	11-Jul-2024	11-Jul-2024	🌐			

Image 19 – Transaction Query | Search Results

Upon selection of the “Globe” icon, a screen with the transaction tracker will appear, which will allow you to monitor the transaction and its respective status as below. For EFI and CST transactions, a download link is available on the top right corner of the screen, which will allow you to download Swift Advice for the respective transaction (images 20 and 21).

Transaction Progress Tracker

🌐 VIEW TRANSACTION DETAILS
📄

Latest Status Completed	Debited Amount AED 30.00	Charge Type OUR	Credited Amount PHP 467.80	b3E UETR :5b Total Duration (days:hh:mm) 8days 17hours 32mins
-----------------------------------	------------------------------------	---------------------------	--------------------------------------	---

🟢 Originator → 🟢 Originator Bank → 🟡 Correspondent Bank 1 → 🟢 Receiver Bank → 🟢 Receiver

11/07/2024 09:43:24 11/07/2024 09:43:24 11/07/2024 09:43:24 11/07/2024 09:43:26 11/07/2024 09:43:26

INT Debit Account 31 32	WY	ABU DHABI COMMERCIAL BANK ABU DHABI , UNITED ARAB EMIRATES	BDO UNIBANK, INC. CITY OF MAKATI , PHILIPPINES	BDO UNIBANK, INC. , PHILIPPINES	Noel Beneficiary Account 00 29
-------------------------------	----	---	---	------------------------------------	--------------------------------------

DISCLAIMER
While majority of the Banks are on the Swift platform, not all have subscribed to the GPI service offered by Swift and hence providing a credit confirmation is not mandatory to the banks. Additionally, credit confirmations will not be available if and when the transfer falls within the domestic rails.

Image 20 – Transaction Query | Transaction Progress Tracker



Image 21 – Transaction Query | SWIFT Advice

After selecting “View Transaction details”, you will be redirected to the SWIFT GPI page, which will fetch the details pertaining to the transaction available in the GPI (image 22).

Customer Account Number 317 02	External Account Number 00. 29	Ordering Customer Account Number 317 02
Remitter Account Title INTI AC2	Beneficiary Name Noel	Beneficiary Address1 Manila
Beneficiary Address2 /PH/Manila	UETR / UAFTS No b35 385b	Bank Reference Number 35 45
Corporate Reference Number SAI 124	ProCash Batch Number 011 19	Payment Type EFI
Transfer Amount 4678	Transfer Currency PHP	Beneficiary Amount Credited 4678
Beneficiary Credit Currency PHP	Exchange Rate 0.0641	Transaction Type (Cr/Dr) DEBIT
Transaction Status Completed	Transaction Status Reason -	Transaction Failure Remarks -
Transaction Date 11/07/2024	Value Date 12/07/2024	Transaction Initiation Date Time 11/07/2024 09:43:24
Transaction Processed Date Time 11/07/2024 09:43:26	Last Status Update Date Time 20/07/2024 12:00:26	Transaction Credit Date Time 20/07/2024 03:16:00
Total Duration of the Transaction 8days 17hours 32mins	Remitting Bank Name ABU DHABI COMMERCIAL BANK	Remitting Bank City ABU DHABI
Remitting Bank Country UNITED ARAB EMIRATES	Remitting Bank BIC ADIC X	Intermediary Bank Name -
Intermediary Bank City -	Intermediary Bank Country -	Intermediary Bank BIC -
Correspondent Bank Name BDO UNIBANK, INC.	Correspondent Bank City CITY OF MAKATI	Correspondent Bank Country PHILIPPINES
Correspondent Bank BIC BNC 4M	Beneficiary Bank Name BDO UNIBANK, INC.	Beneficiary Bank City CITY OF MAKATI
Beneficiary Bank Country PHILIPPINES	Beneficiary Bank BIC BNO X	Charge Bearer/Charge Type OUR
Fund Transfer Fees 0.8	Correspondent Bank Charges 0.55	Total Charges Collected 1.35

Image 22 – Transaction Query | Transaction Details

1.5. Account Summary

To view the transaction status in Account Summary module, you must follow the below steps (image 23):

- i) Select "Account Services" tab on the left panel
- ii) Select "Account summary" option under Account and Services
- iii) Select "View" option

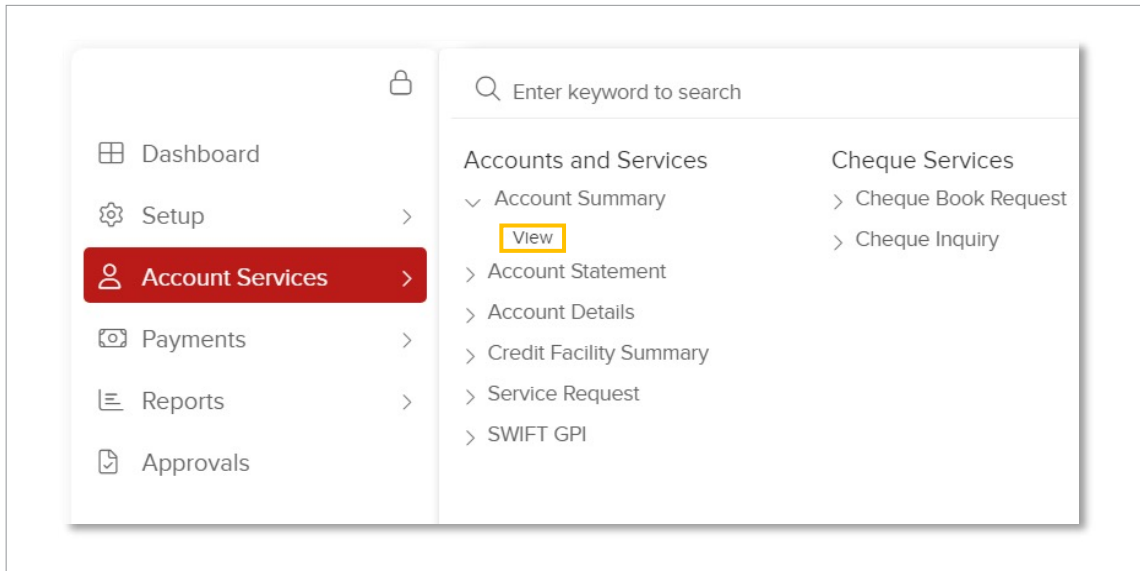


Image 23 – Account Summary | View option

Select the account number (image 24). Then, you will be navigated to the respective account page wherein you have a "Globe" icon available on the Actions column for all the processed transactions that fall under the payment types mentioned above in Chapter 1 (image 25).

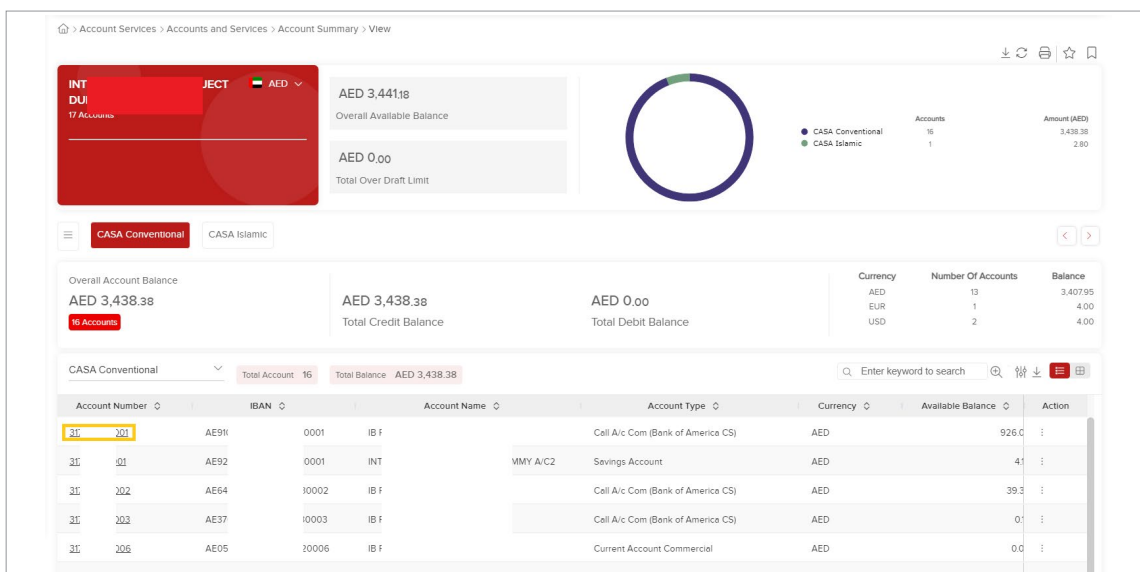


Image 24 – Account Summary | Account Statement page

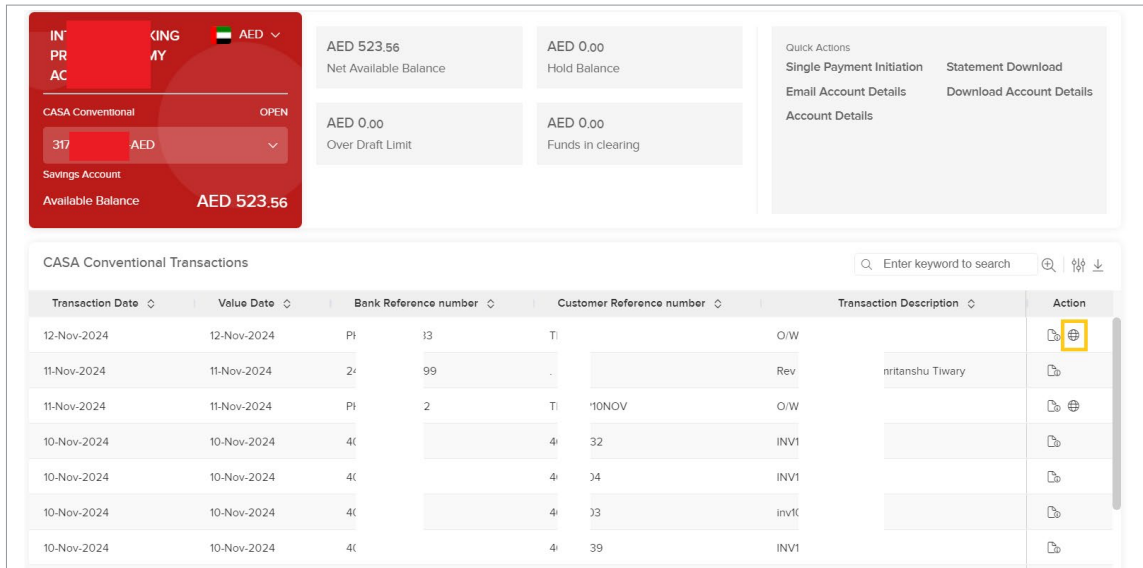


Image 25 – Account Summary | Select Processed Transaction

Upon selection of the “Globe” icon, a screen with the transaction tracker will appear, which will allow you to monitor the transaction and its respective status as below (image 26).

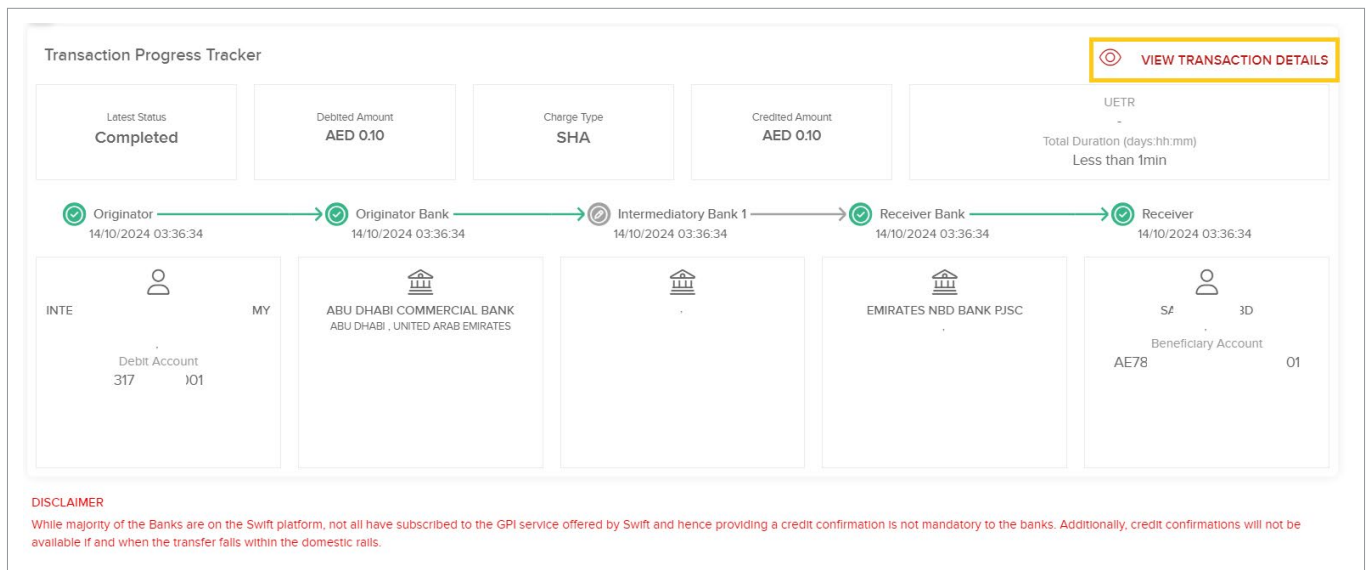


Image 26 – Account Summary | Transaction Progress Tracker

After selecting “View Transaction details”, you will be redirected to the SWIFT GPI page, which will fetch the details pertaining to the transaction available in the GPI (image 27).

Customer Account Number 317 01	External Account Number AE78(:101	Ordering Customer Account Number 317 01
Remitter Account Title INTI AC1	Beneficiary Name SAI IBD	Beneficiary Address1 Abu Dhabi
Beneficiary Address2 -	UETR / UAEFTS No -	Bank Reference Number 38 04
Corporate Reference Number TETSIPI	ProCash Batch Number 01 3	Payment Type EFD
Transfer Amount 0.1	Transfer Currency AED	Beneficiary Amount Credited 0.1
Beneficiary Credit Currency AED	Exchange Rate 1	Transaction Type (Cr/Dr) DEBIT
Transaction Status Completed	Transaction Status Reason -	Transaction Failure Remarks -
Transaction Date 14/10/2024	Value Date 14/10/2024	Transaction Initiation Date Time 14/10/2024 03:36:34
Transaction Processed Date Time 14/10/2024 03:36:34	Last Status Update Date Time 14/10/2024 03:37:17	Transaction Credit Date Time 14/10/2024 03:37:17
Total Duration of the Transaction Less than 1min	Remitting Bank Name ABU DHABI COMMERCIAL BANK	Remitting Bank City ABU DHABI
Remitting Bank Country UNITED ARAB EMIRATES	Remitting Bank BIC AD CX	Intermediary Bank Name -
Intermediary Bank City -	Intermediary Bank Country -	Intermediary Bank BIC -
Correspondent Bank Name -	Correspondent Bank City -	Correspondent Bank Country -
Correspondent Bank BIC -	Beneficiary Bank Name EMIRATES NBD BANK PJSC	Beneficiary Bank City -
Beneficiary Bank Country -	Beneficiary Bank BIC -	Charge Bearer/Charge Type SHA
Fund Transfer Fees 0.53	Correspondent Bank Charges 0	Total Charges Collected 0.53

Image 27 – Account Summary | Transaction Details

1.6. Account Statement Download

To view the transaction status in Account Statement module, you must follow the below steps (image 28):

- i) Select "Account Services" tab on the left panel
- ii) Select "Accounts Statement" option under Accounts and Services
- iii) Select "Generate" option

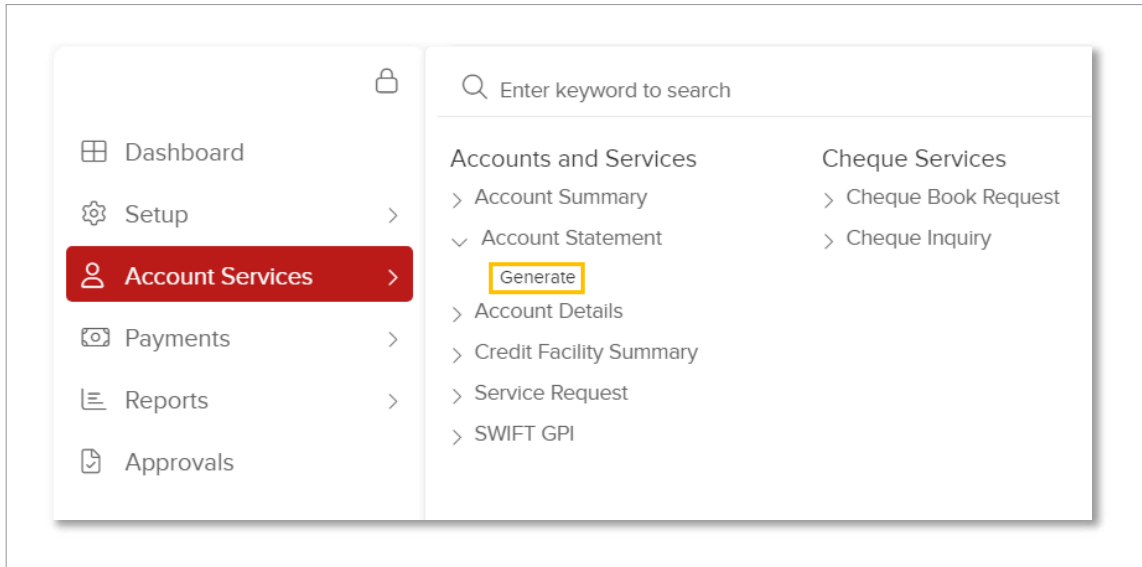


Image 28 – Account Statement | Generate option

Select the account number and the date range, then you should select the "View on screen" option (image 29).

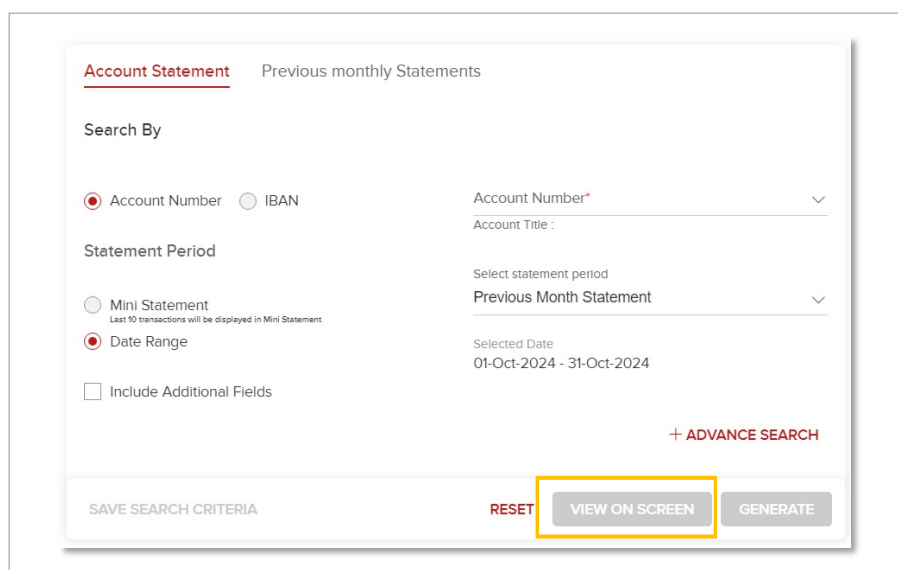


Image 29 – Account Statement | Search page

After selecting “View on Screen” a table with all the transactions will be displayed, and in the Actions column, a “Globe” icon will be enabled for all the transactions that fall under the payment types mentioned in Chapter 1 (image 30).

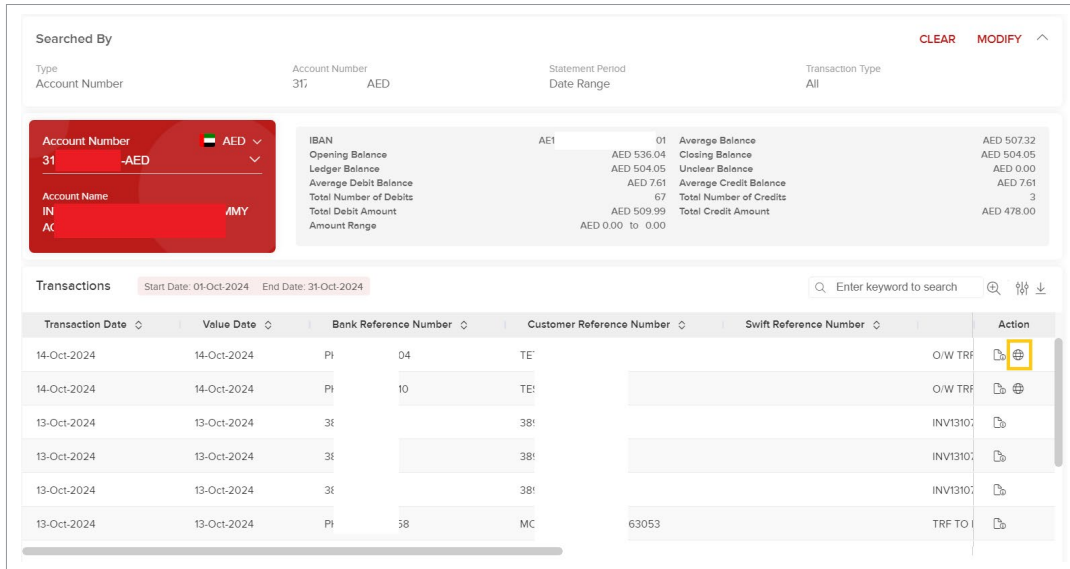


Image 30 – Account Statement | Select Transaction

Upon selection of the “Globe” icon, a screen with the transaction tracker will appear, which will allow you to monitor the transaction and its respective status as below (image 31).

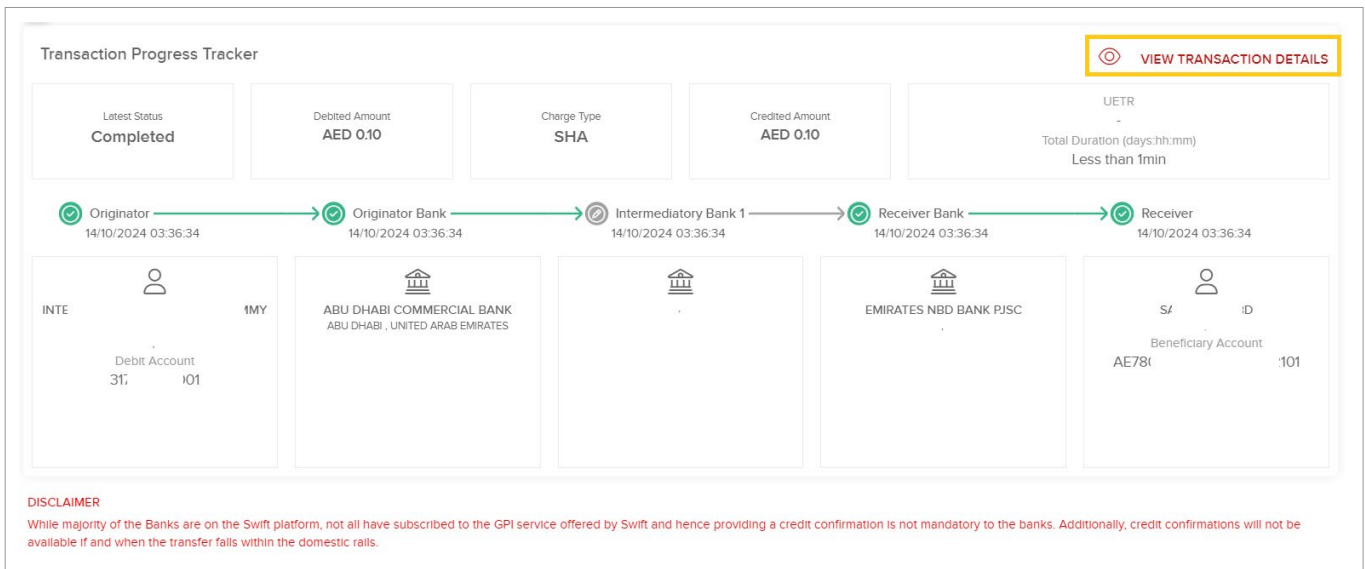


Image 31 – Account Statement | Transaction Progress Tracker

After selecting “View Transaction details”, you will be redirected to the SWIFT GPI page, which will fetch the details pertaining to the transaction available in the GPI (image 32).

Customer Account Number 31: 01	External Account Number AETBL 101	Ordering Customer Account Number 317 01
Remitter Account Title INTE AC1	Beneficiary Name SAI D	Beneficiary Address1 Abu Dhabi
Beneficiary Address2 -	UETR / UAEFTS No -	Bank Reference Number 38: 04
Corporate Reference Number TETSPI	ProCash Batch Number 011 33	Payment Type EFD
Transfer Amount 01	Transfer Currency AED	Beneficiary Amount Credited 01
Beneficiary Credit Currency AED	Exchange Rate 1	Transaction Type (Cr/D) DEBIT
Transaction Status Completed	Transaction Status Reason -	Transaction Failure Remarks -
Transaction Date 14/10/2024	Value Date 14/10/2024	Transaction Initiation Date Time 14/10/2024 03:36:34
Transaction Processed Date Time 14/10/2024 03:36:34	Last Status Update Date Time 14/10/2024 03:37:17	Transaction Credit Date Time 14/10/2024 03:37:17
Total Duration of the Transaction Less than 1min	Remitting Bank Name ABU DHABI COMMERCIAL BANK	Remitting Bank City ABU DHABI
Remitting Bank Country UNITED ARAB EMIRATES	Remitting Bank BIC AD X	Intermediary Bank Name -
Intermediary Bank City -	Intermediary Bank Country -	Intermediary Bank BIC -
Correspondent Bank Name -	Correspondent Bank City -	Correspondent Bank Country -
Correspondent Bank BIC -	Beneficiary Bank Name EMIRATES NBD BANK PJSC	Beneficiary Bank City -
Beneficiary Bank Country -	Beneficiary Bank BIC -	Charge Deben/Charge Type SHA
Fund Transfer Fees 0.53	Correspondent Bank Charges 0	Total Charges Collected 0.53

Image 32 – Account Statement | Transaction Details

1.7. SWIFT GPI – Track Transaction

To view the transaction status in SWIFT GPI module, you must follow the below steps (image 33):

- i) Select “Account Services” tab on the left panel
- ii) Select “SWIFT GPI” option under Accounts and Services
- iii) Select “Progress Tracker” option

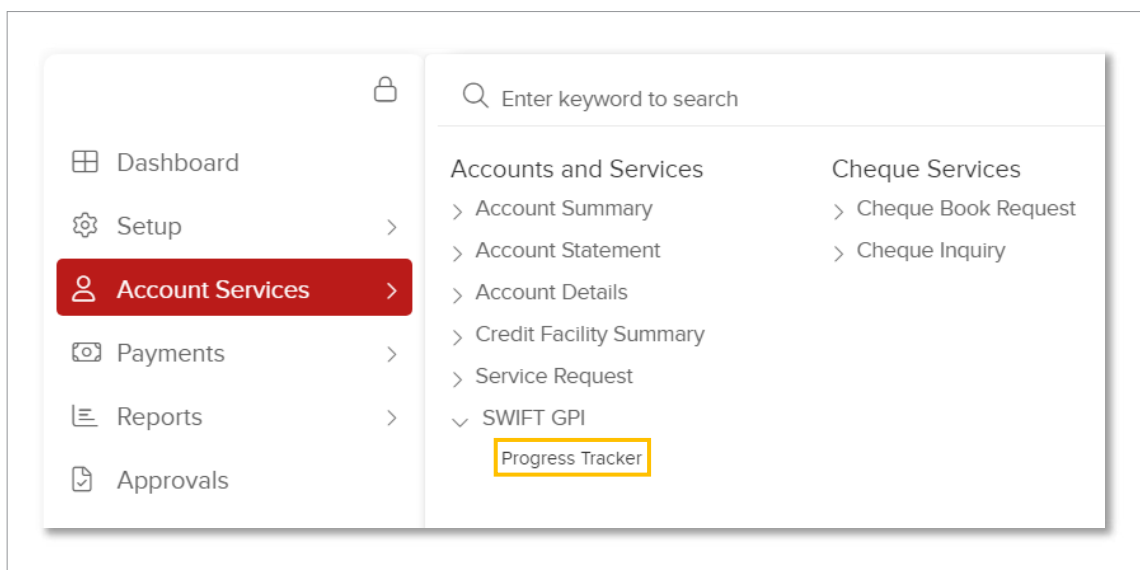


Image 33 – Track Transaction | Progress Tracker option

In this screen, you can view the total count and amount of incoming and outgoing SWIFT and UAEFTS payments (image 34).

To find a specific transaction, click on "ADVANCE SEARCH", provide the details, such as account number, amount, date, etc. and click on "SEARCH" (images 34 and 35).

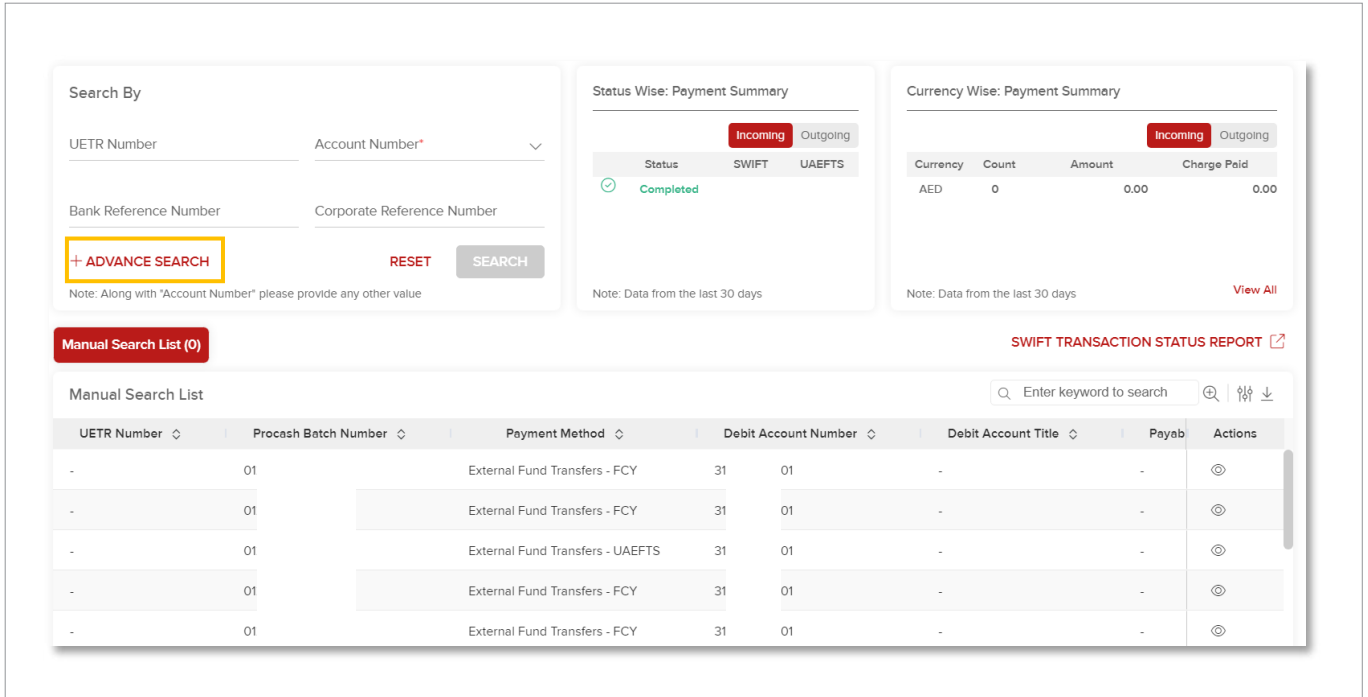


Image 34 – Track Transaction | Initiate option

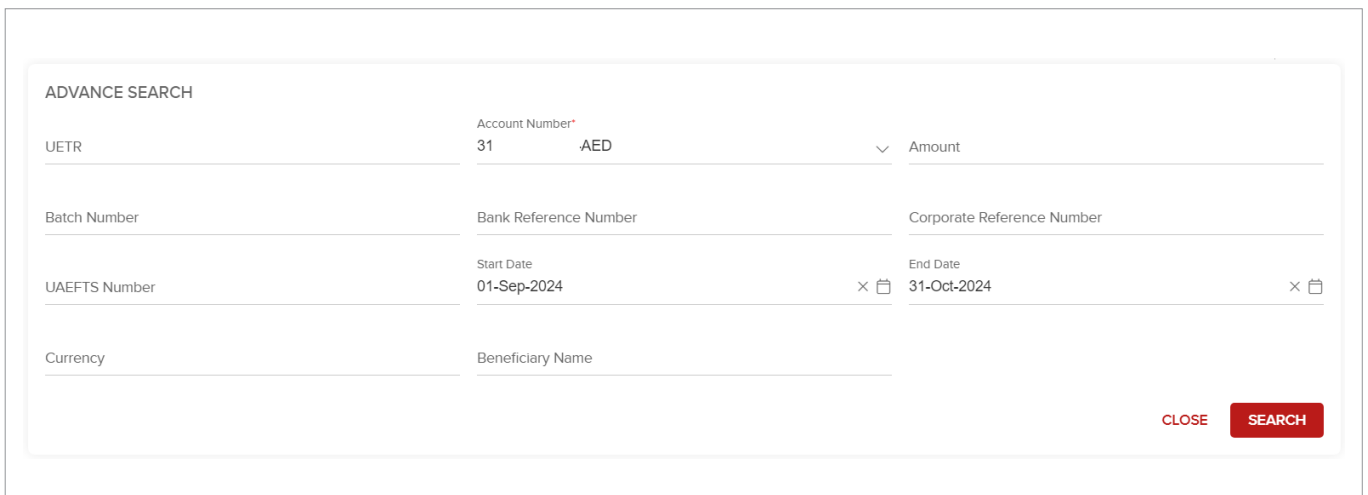


Image 35 – Track Transaction | Initiate option

After searching, a list with the transactions that fall under the search criteria will be displayed, and a "Globe" icon under the Actions column will be enabled for all the transactions (image 36).

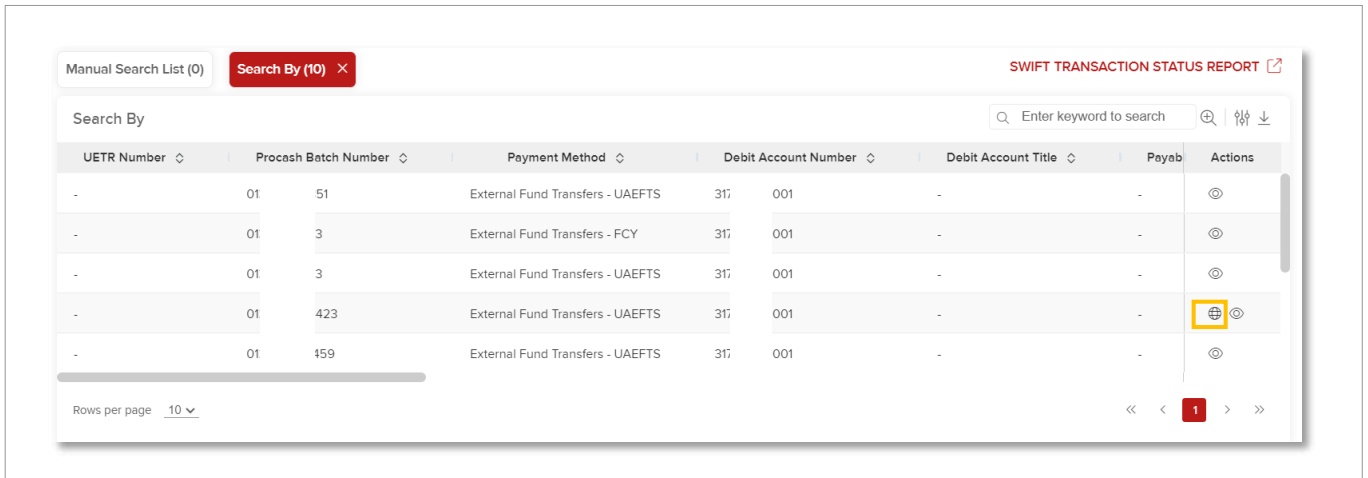


Image 36 – Track Transaction | Initiate option

Upon selection of the "Globe" icon, a screen with the transaction tracker will appear, which will allow you to monitor the transaction and its respective status as illustrated on the image below (image 37).



Image 37 – Track Transaction | Initiate option

Also, by selecting the “View Transaction details” icon, you will be redirected to the SWIFT GPI page, which will fetch the details pertaining to the transaction available in the GPI (image 38).

Customer Account Number 317 01	External Account Number AE520: 101	Ordering Customer Account Number 317 01
Remitter Account Title INTI AC1	Beneficiary Name Dennis	Beneficiary Address1 -
Beneficiary Address2 -	UETR / UAEFTS No -	Bank Reference Number 39: 19
Corporate Reference Number TESTAANI	ProCash Batch Numbe 012 23	Payment Type EFD
Transfer Amount 0.01	Transfer Currency AED	Beneficiary Amount Credited 0.01
Beneficiary Credit Currency AED	Exchange Rate 1	Transaction Type (Cr/Dr) DEBIT
Transaction Status Initiated	Transaction Status Reason -	Transaction Failure Remarks -
Transaction Date 28/10/2024	Value Date 28/10/2024	Transaction Initiation Date Time 28/10/2024 21:39:42
Transaction Processed Date Time 28/10/2024 21:39:42	Last Status Update Date Time 28/10/2024 21:39:46	Transaction Credit Date Time -
Total Duration of the Transaction 14days 11hours 42mins	Remitting Bank Name ABU DHABI COMMERCIAL BANK	Remitting Bank City ABU DHABI
Remitting Bank Country UNITED ARAB EMIRATES	Remitting Bank BIC AD X	Intermediary Bank Name -
Intermediary Bank City -	Intermediary Bank Country -	Intermediary Bank BIC -
Correspondent Bank Name -	Correspondent Bank City -	Correspondent Bank Country -
Correspondent Bank BIC -	Beneficiary Bank Name FIRST ABU DHABI BANK PJSC	Beneficiary Bank City -
Beneficiary Bank Country -	Beneficiary Bank BIC -	Charge Bearer/Charge Type SHA
Fund Transfer Fees 0.53	Correspondent Bank Charges 0	Total Charges Collected 0.53

Image 38 – Track Transaction | Initiate option

1.8. SWIFT GPI Transaction Status Report

To view the transaction status in SWIFT GPI module, you must follow the below steps (image 39):

- i) Select "Reports" tab on the left panel
- ii) Select "Generic reports" option under ProCash
- iii) Select "Generate" option

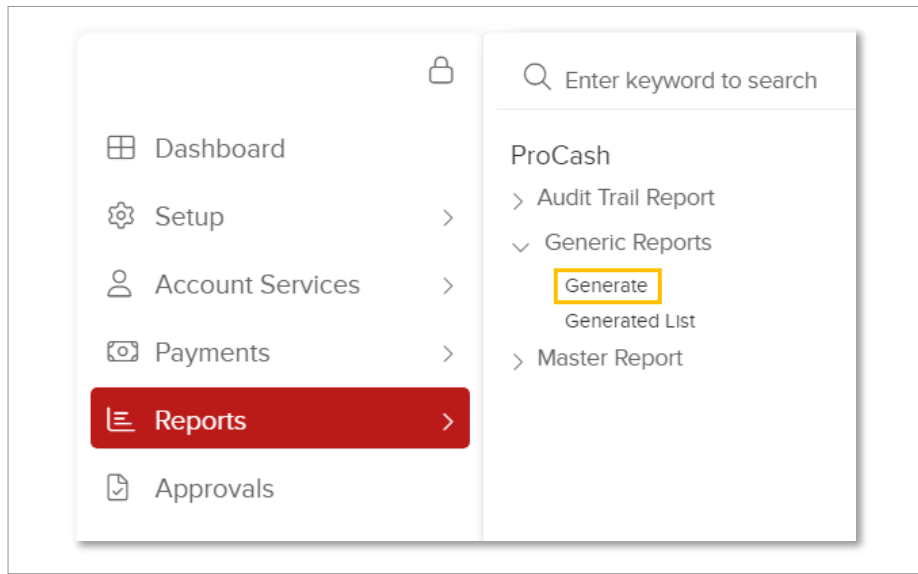


Image 39 – Generic Repots | Generate Option

On the "Generic Reports" screen below, you will need to select product, category, and subcategory. Then, search up "SWIFT GPI Transaction Status Report" (image 40).

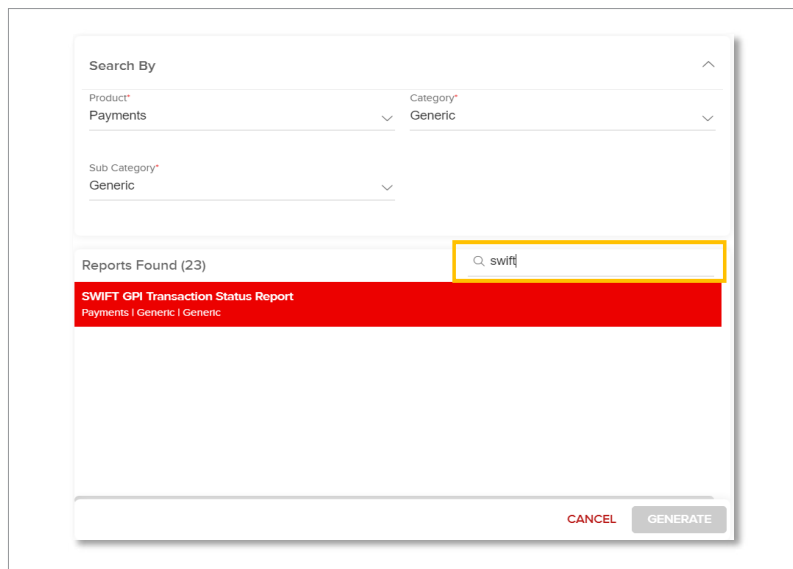


Image 40 – Generic Repots | Search Page

In this screen, you can generate reports in (xls/pdf/txt) format based on the different filters available, which will fetch all the SWIFT GPI field-related values pertaining to the processed transactions.

Below are the filters available to generate the report (image 41):

- o Debit Account Number:
- o Transaction Reference Number & Reference Number:
 - **UETR No.:** If UETR is selected, user will have to enter UETR no. in Reference no. field
 - **UAEFTS No.:** If UAEFTS is selected, user will have to enter UAEFTS no. in Reference no. field
 - **Batch No:** If Batch No. is selected, user will have to enter ProCash batch no. in Reference no. field
 - **Bank ref number:** If Bank Ref no. is selected, user will have to enter bank ref no. in Reference no. field
 - **Corporate Ref number:** If Corp ref no. is selected, user will have to enter corp ref no. in Reference no. field
 - **Transaction Date:** If transaction date is selected, user will have to enter from date and to date for which the report is to be generated
 - **Value Date:** If value date is selected, user will have to enter from date and to date for which the report is to be generated

SWIFT GPI Transaction Status Report

Debit Account No*

Transaction Reference No* Reference no*

Report File Type*
 EXCEL PDF TEXT

Delimiter

SAVE SEARCH CRITERIA CANCEL GENERATE

Image 41 – Generic Repots | Account Selection

After generating the report, you will be redirected to a page that has a list of all generated reports (image 42). In this list, you will be able to download the SWIFT GPI report that you generated by selecting the "Download" icon (image 42) and select where you want to save it (image 43).

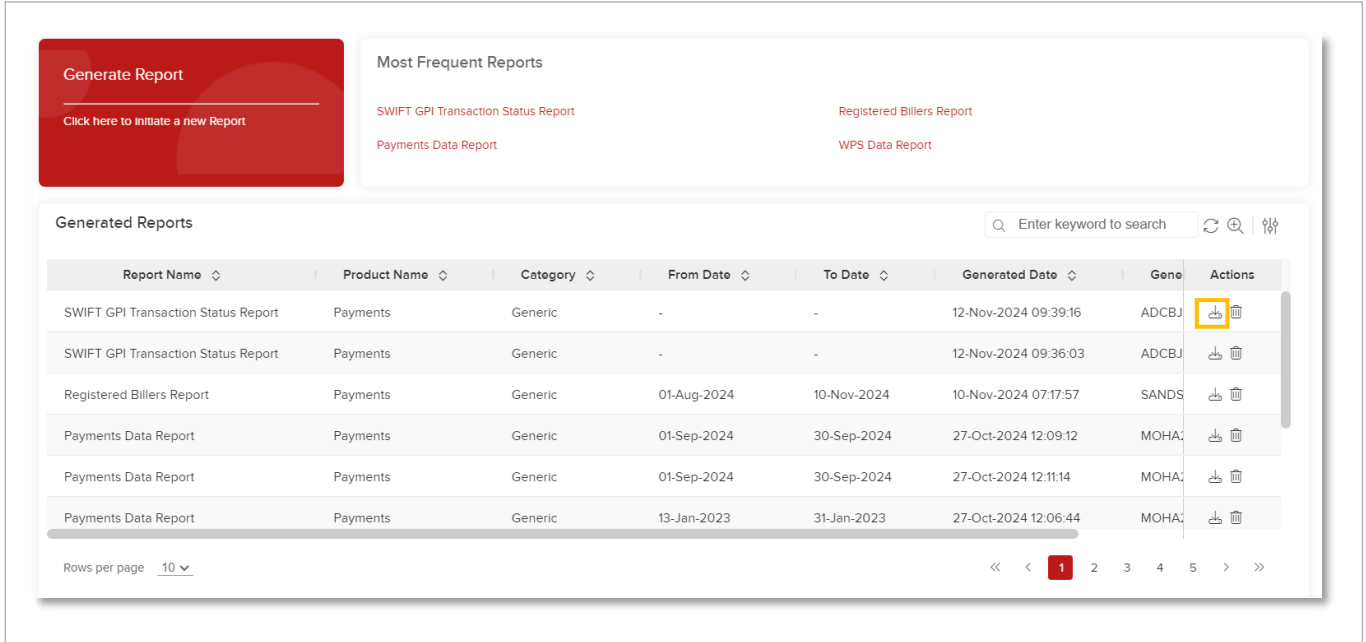


Image 42 – Generic Reports | Action Column

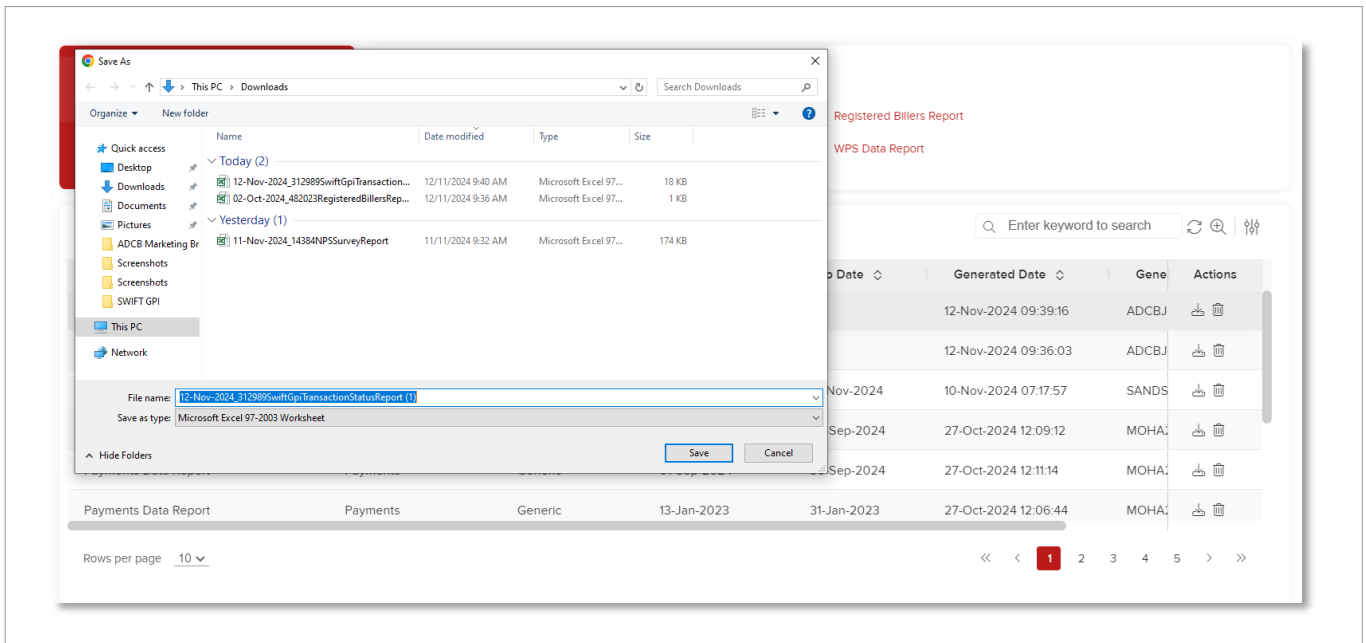


Image 43 – Generic Reports | Save Report

PROCASH | بنك أبوظبي التجاري
ADCB 

adcb.com